

BOARD OF DIRECTORS
INDIAN WELLS VALLEY WATER DISTRICT

FINANCE COMMITTEE
REGULAR MEETING
REPORT

TUESDAY, NOVEMBER 3, 2020 – 3:00 PM
VIA WEBEX

ATTENDEES: Don Cortichiato, Stan Rajtora, Don Zdeba, Ty Staheli, Jason Lillion, and Renee Morquecho

1. Call to Order

The Finance Committee Meeting was called to order at 3:02 pm.

2. Committee/Public Comments

None.

3. Fraud Risk Discussion

Description: Discuss potential or actual fraud risks within the organization.

None to report.

4. Impact of proposed GA Replenishment Fee on conservation and financials.

Description: Discuss the fiscal impacts of the GA replenishment fee.

Committee discussed the staff prepared report showing the impacts of a straight 10% decrease in consumption due to the currently approved replenishment fee. Staff also updated other revenues, specifically a significant increase in Capital Contributions. Overall the net revenues over expenditures is projected to increase by \$88,864.

Indian Wells Valley Water District			
2020-2021 General Fund Budget			
Replenishment Fee Impact			
	2020-21 Approved Budget	2020-21 Forecast	Δ
Revenues			
Total Water Sales	10,929,811	10,622,383	-307,428
Total Water Service Revenue	295,000	234,534	-60,466
Total Capital Contributions	587,000	1,033,108	446,108
Total Non-Operating Income	167,100	177,750	10,650
Total Revenues	11,978,911	12,067,775	88,864
Expenses			
Water Supply	1,126,400	1,126,400	0
Arsenic Treatment Plants	280,300	280,300	0
Transmission & Distribution	1,817,690	1,817,690	0
Engineering	390,300	390,300	0
Customer Service	399,200	399,200	0
Field Services	574,770	574,770	0
Administration	2,026,175	2,026,175	0
Legislative	112,000	112,000	0
Depreciation	3,500,000	3,500,000	0
Non-Operating, Interest	1,564,067	1,564,067	0
Non-Operating, Miscellaneous	760,600	760,600	0
Non-Operating, Conservation	129,600	129,600	0
Non-Operating, Alternate Water	160,200	160,200	0
Total Expenses	12,841,302	12,841,302	0
Total Revenues over Expenses	-862,392	-773,528	88,864

5. Financial Statements October 31, 2020 (preliminary)

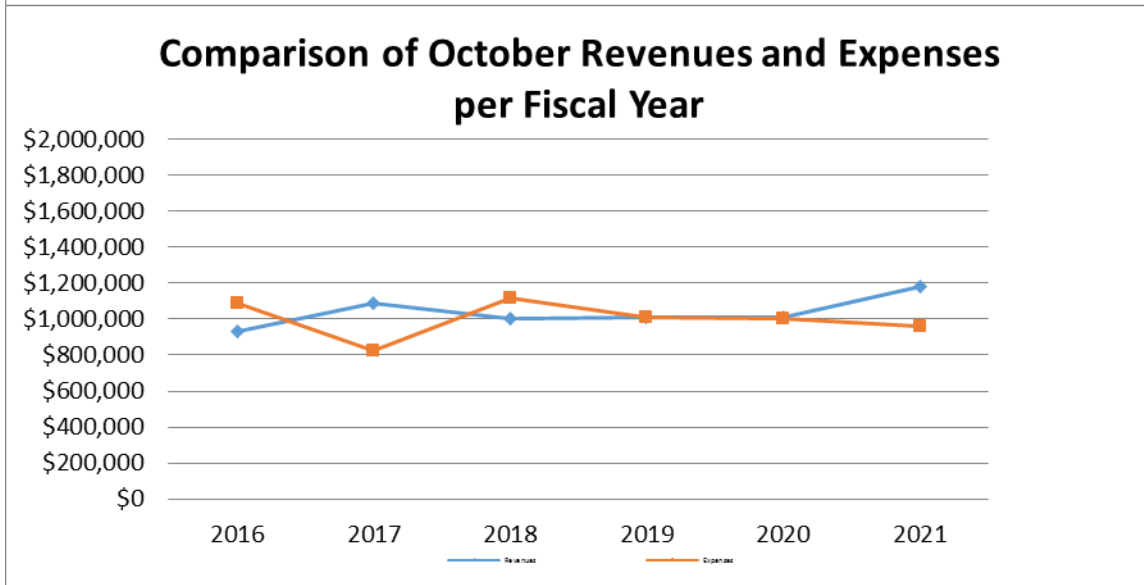
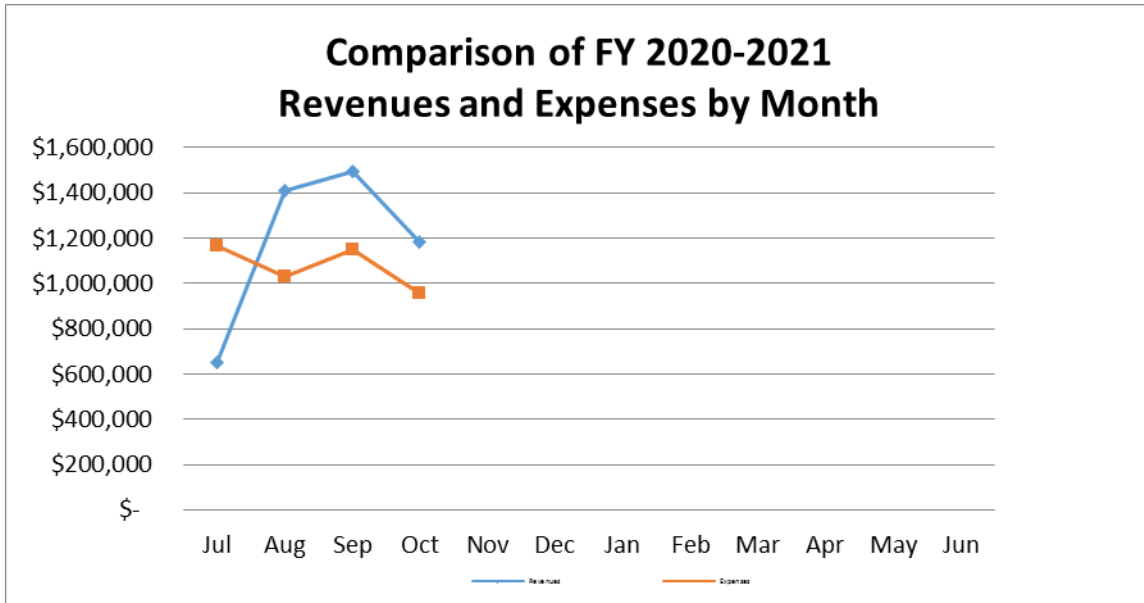
Description: Presentation to Committee financial reports and a graph depicting current revenue and expense trends compared to budget and previous fiscal year actuals.

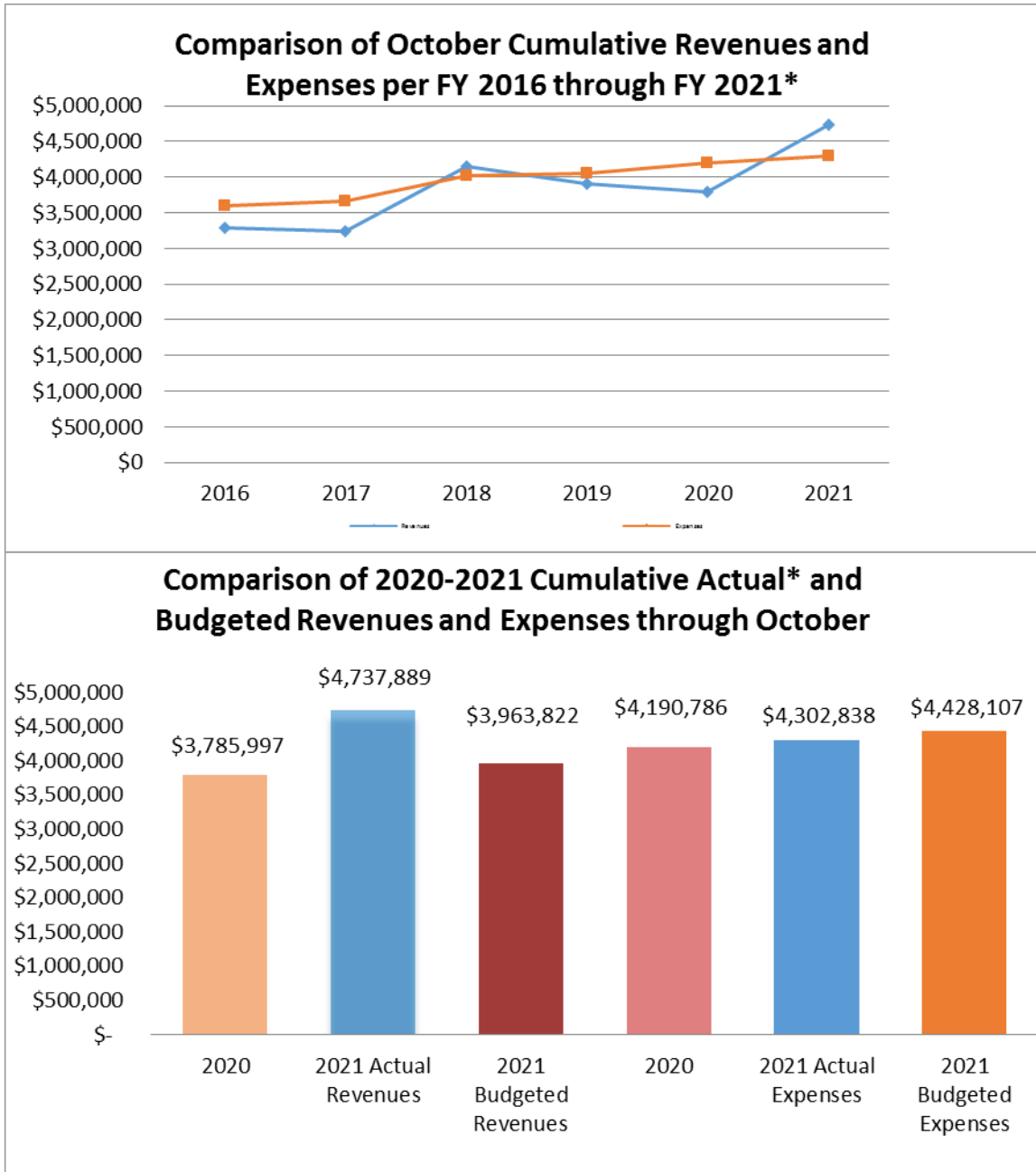
Estimated year-to-date revenues as of October 31, 2020 are \$4,737,889 and expenses are \$4,302,838, therefore revenues exceeded expenditures by \$435,051, which exceeds budget by \$899,337.

Staff presented the following spreadsheets, which compare October 2020 year-to-date actual to budgeted revenues and expenses by category:

Indian Wells Valley Water District
Revenues vs. Expense
Actuals & Budget through Oct 2020 (Preliminary)

	Budget	Actuals	Δ
Revenues			
Total Water Sales	3,616,674	3,962,371	345,697
Total Water Service Revenue	97,616	117,267	19,651
Total Non-Operating Income	55,293	88,875	33,582
Capital Contributions	194,238	569,376	375,138
Total Revenues	3,963,822	4,737,889	774,067
Expenses			
Water Supply	373,176	411,075	37,899
Arsenic Treatment Plants	92,863	82,696	-10,168
Transmission & Distribution	602,201	649,655	47,454
Engineering	129,306	99,986	-29,321
Customer Service	132,255	54,487	-77,768
Field Services	190,421	119,213	-71,209
General & Administration	837,938	869,897	31,959
Legislative	37,106	36,560	-546
Depreciation	1,166,667	1,166,667	0
Non-Operating, Interest	518,175	426,743	-91,432
Non-Operating, Miscellaneous	251,987	336,838	84,852
Non-Operating, Conservation	42,936	4,685	-38,251
Non-Operating, Alternate Water	53,074	44,336	-8,738
Total Expenses	4,428,107	4,302,838	-125,269
Net Revenue Increase (Decrease)	-464,285	435,051	899,337
Capital Expenditures		2,499,783	
- COP Funded		1,317,297	
Debt Service Principle		268,560	





*Actual Revenues and Expenses are Estimated

6. Accounts Payable Disbursements

Description: Presentation to Committee of Accounts Payable Disbursements reports for Board approval.

The Committee recommended approval of accounts payable disbursements totaling \$1,053,015.40 as follows:

Checks through:	<u>10/14/20</u>	<u>10/23/20</u>
Prepaid	\$ 223,148.05	\$ 35,652.76
Current	<u>392,801.77</u>	<u>401,412.82</u>
Total	<u>\$ 615,949.82</u>	<u>\$ 437,065.58</u>

7. Future Agenda Items

None

8. Adjournment

The Committee adjourned at 3:20pm.